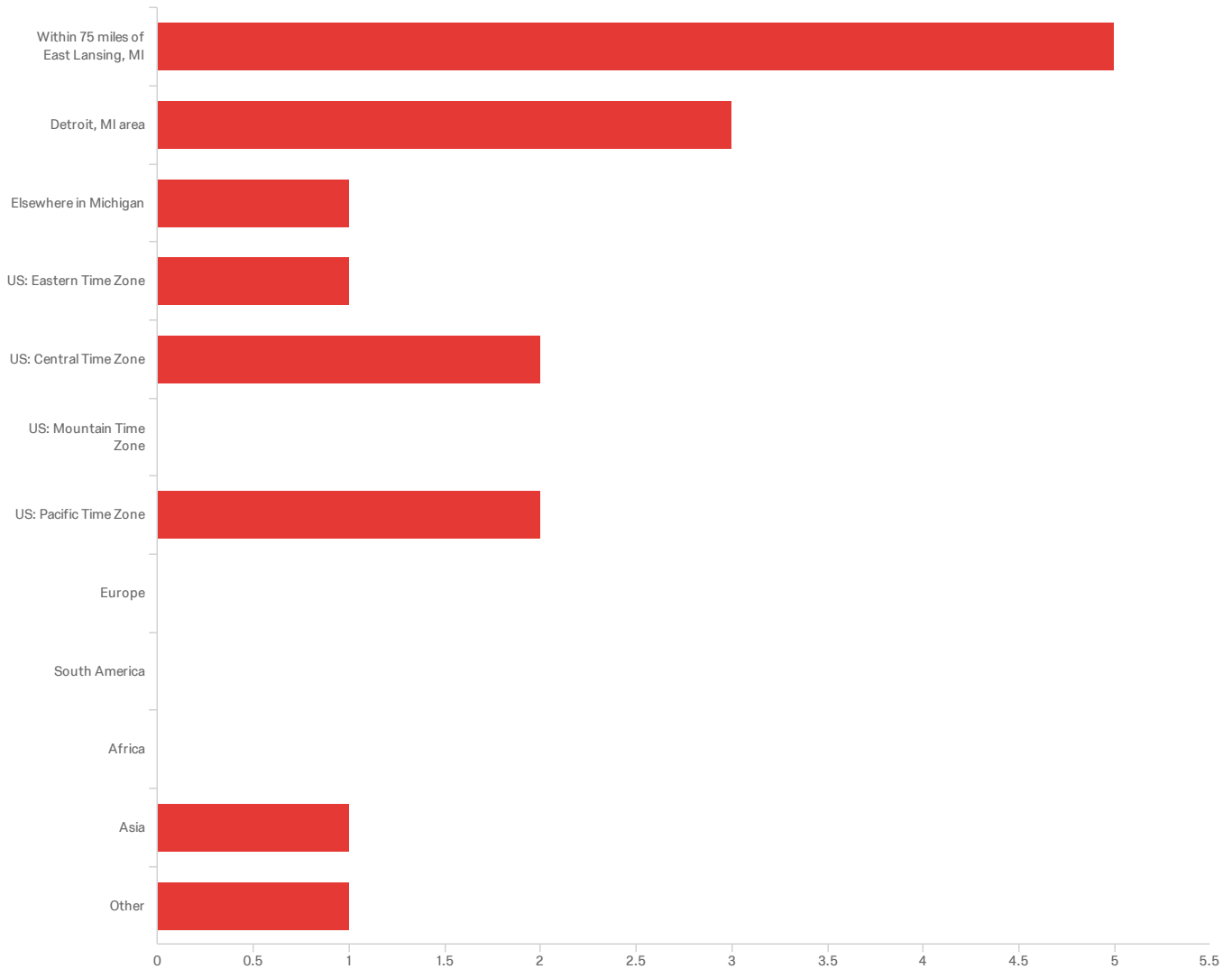


Capstone Fall 2019

Capstone - Introductory Survey

August 27, 2019 11:36 AM EDT

Q6 - Where do you live? (It's helpful to see how geographically diverse our students are.)



#	Field	Minimum	Maximum	Mean	Std Deviation	Variance	Count
1	Where do you live? (It's helpful to see how geographically diverse our students are.) - Selected Choice	1.00	12.00	4.06	3.45	11.93	16

#	Field	Choice Count
1	Within 75 miles of East Lansing, MI	31.25% 5

#	Field	Choice Count
2	Detroit, MI area	18.75% 3
3	Elsewhere in Michigan	6.25% 1
4	US: Eastern Time Zone	6.25% 1
5	US: Central Time Zone	12.50% 2
6	US: Mountain Time Zone	0.00% 0
7	US: Pacific Time Zone	12.50% 2
8	Europe	0.00% 0
9	South America	0.00% 0
10	Africa	0.00% 0
11	Asia	6.25% 1
12	Other	6.25% 1
		16

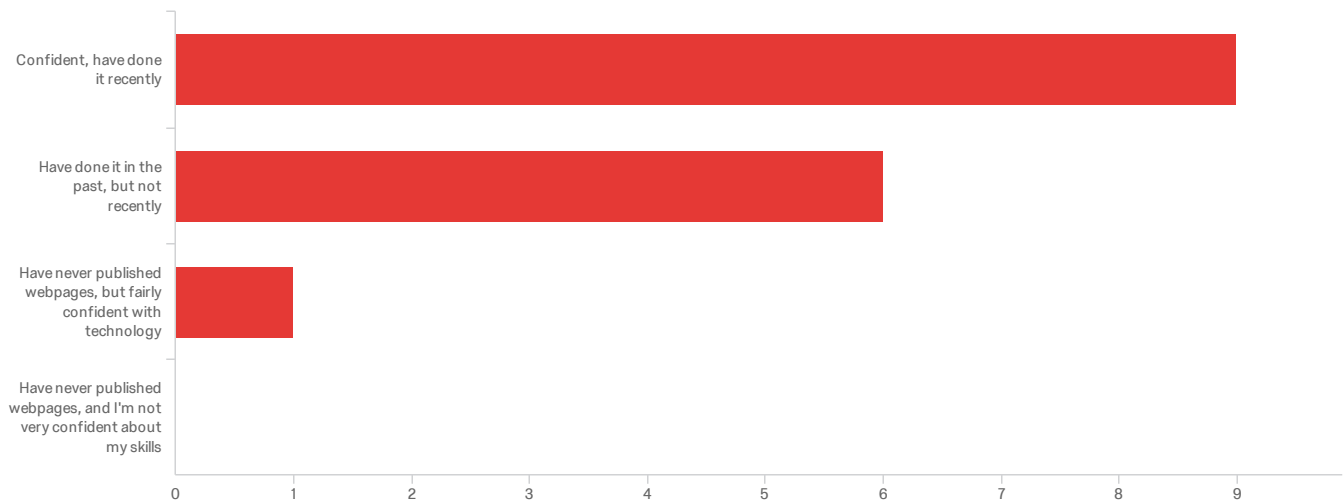
Showing rows 1 - 13 of 13

Q6_12_TEXT - Other

Other

Northwest Ohio

Q7 - Describe your level of confidence in editing web pages



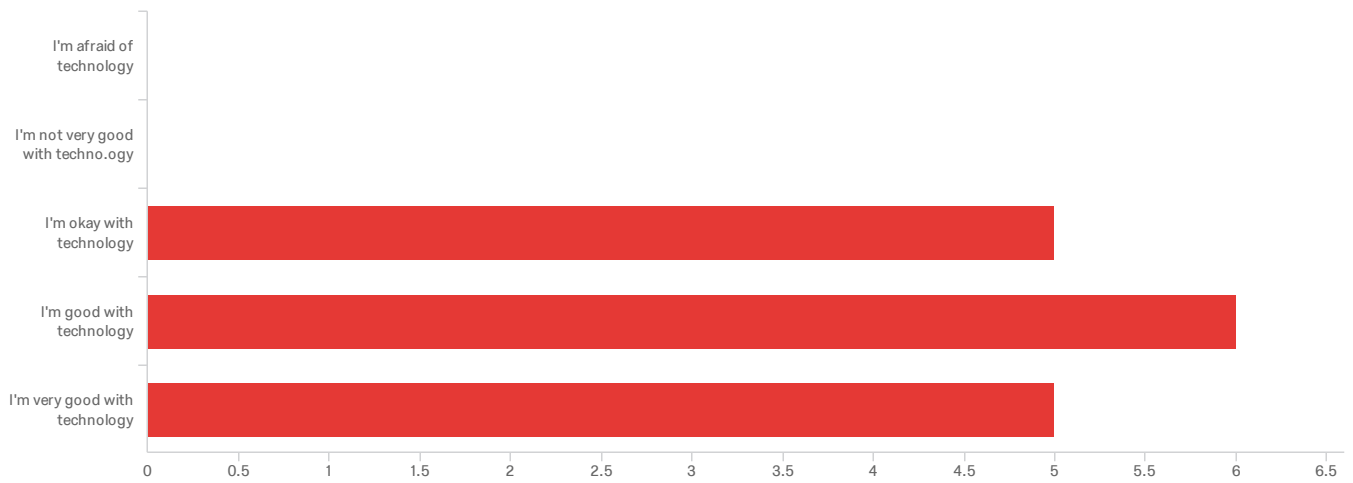
#	Field	Minimum	Maximum	Mean	Std Deviation	Variance	Count
1	Describe your level of confidence in editing web pages	1.00	3.00	1.50	0.61	0.38	16

#	Field	Choice Count
1	Confident, have done it recently	56.25% 9
2	Have done it in the past, but not recently	37.50% 6
3	Have never published webpages, but fairly confident with technology	6.25% 1
4	Have never published webpages, and I'm not very confident about my skills	0.00% 0

16

Showing rows 1 - 5 of 5

Q8 - To what extent do you consider yourself to be technology proficient?

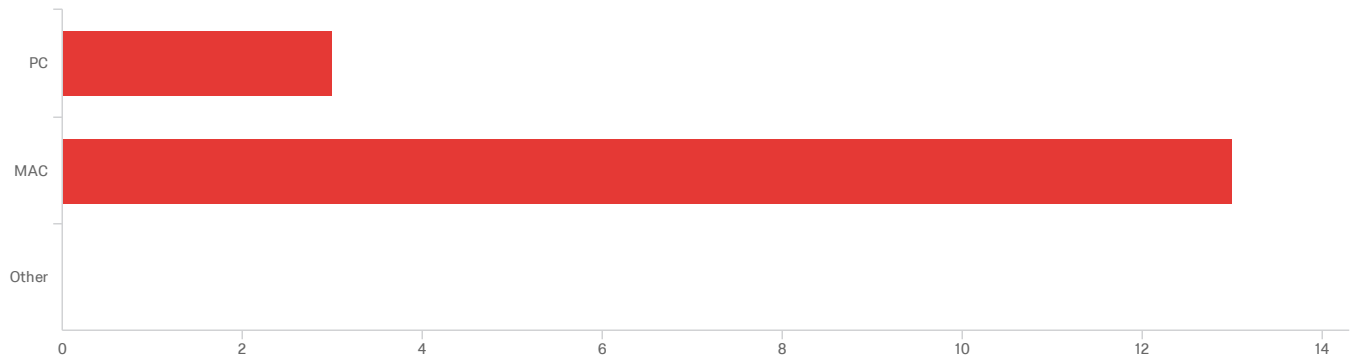


#	Field	Minimum	Maximum	Mean	Std Deviation	Variance	Count
1	To what extent do you consider yourself to be technology proficient?	3.00	5.00	4.00	0.79	0.63	16

#	Field	Choice Count
1	I'm afraid of technology	0.00% 0
2	I'm not very good with technology	0.00% 0
3	I'm okay with technology	31.25% 5
4	I'm good with technology	37.50% 6
5	I'm very good with technology	31.25% 5
		16

Showing rows 1 - 6 of 6

Q9 - What type of computer do you plan to use when making your webpages?

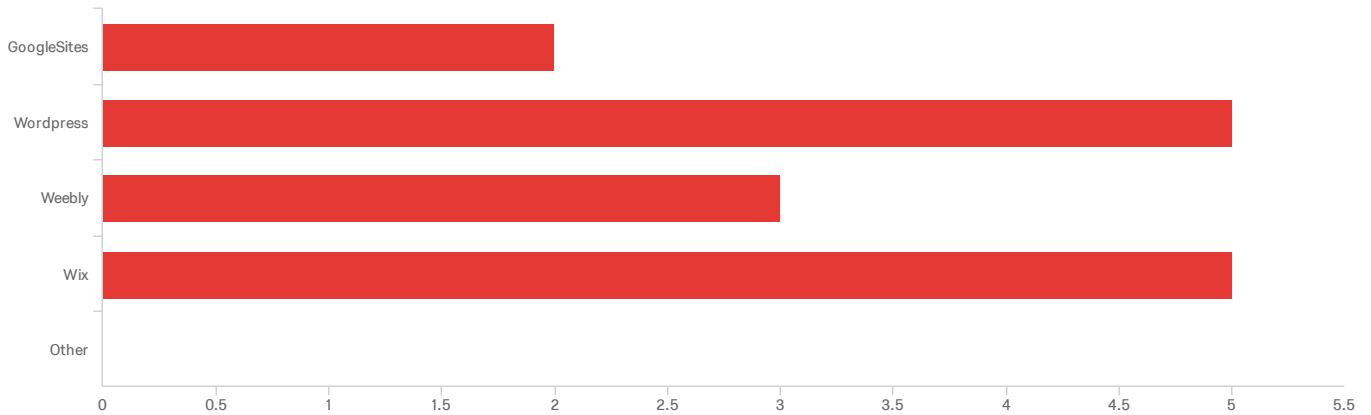


#	Field	Minimum	Maximum	Mean	Std Deviation	Variance	Count
1	What type of computer do you plan to use when making your webpages?	1.00	2.00	1.81	0.39	0.15	16

#	Field	Choice Count
1	PC	18.75% 3
2	MAC	81.25% 13
3	Other	0.00% 0
		16

Showing rows 1 - 4 of 4

Q10 - We will discuss various choices for the software tools you can use to publish your website. If you are already familiar with publishing on the Web and know what tool you plan to use, please indicate it below. (You can always change your mind.)



#	Field	Minimum	Maximum	Mean	Std Deviation	Variance	Count
1	We will discuss various choices for the software tools you can use to publish your website. If you are already familiar with publishing on the Web and know what tool you plan to use, please indicate it below. (You can always change your mind.) - Selected Choice	1.00	4.00	2.73	1.06	1.13	15

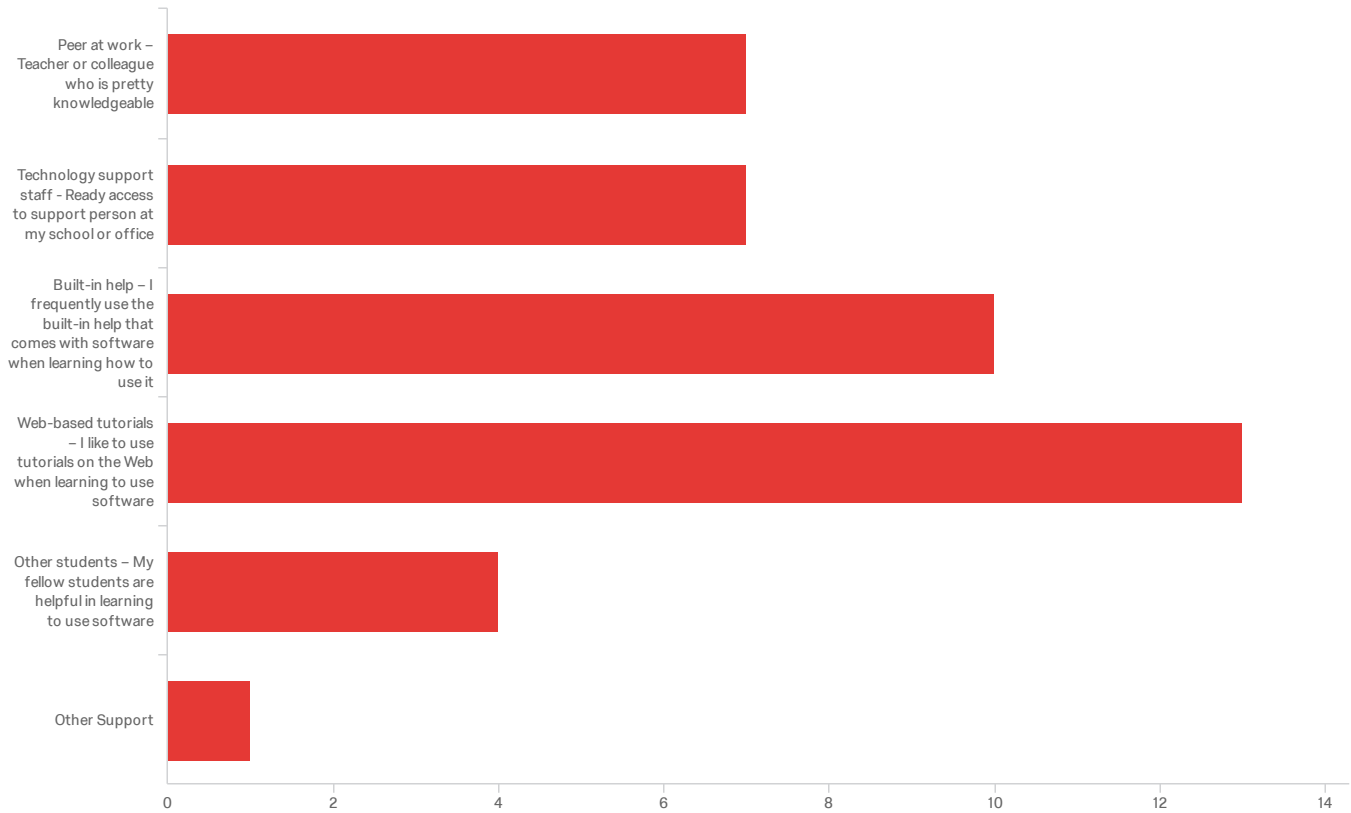
#	Field	Choice Count
1	GoogleSites	13.33% 2
2	Wordpress	33.33% 5
3	Weebly	20.00% 3
4	Wix	33.33% 5
5	Other	0.00% 0
		15

Showing rows 1 - 6 of 6

Q10_5_TEXT - Other

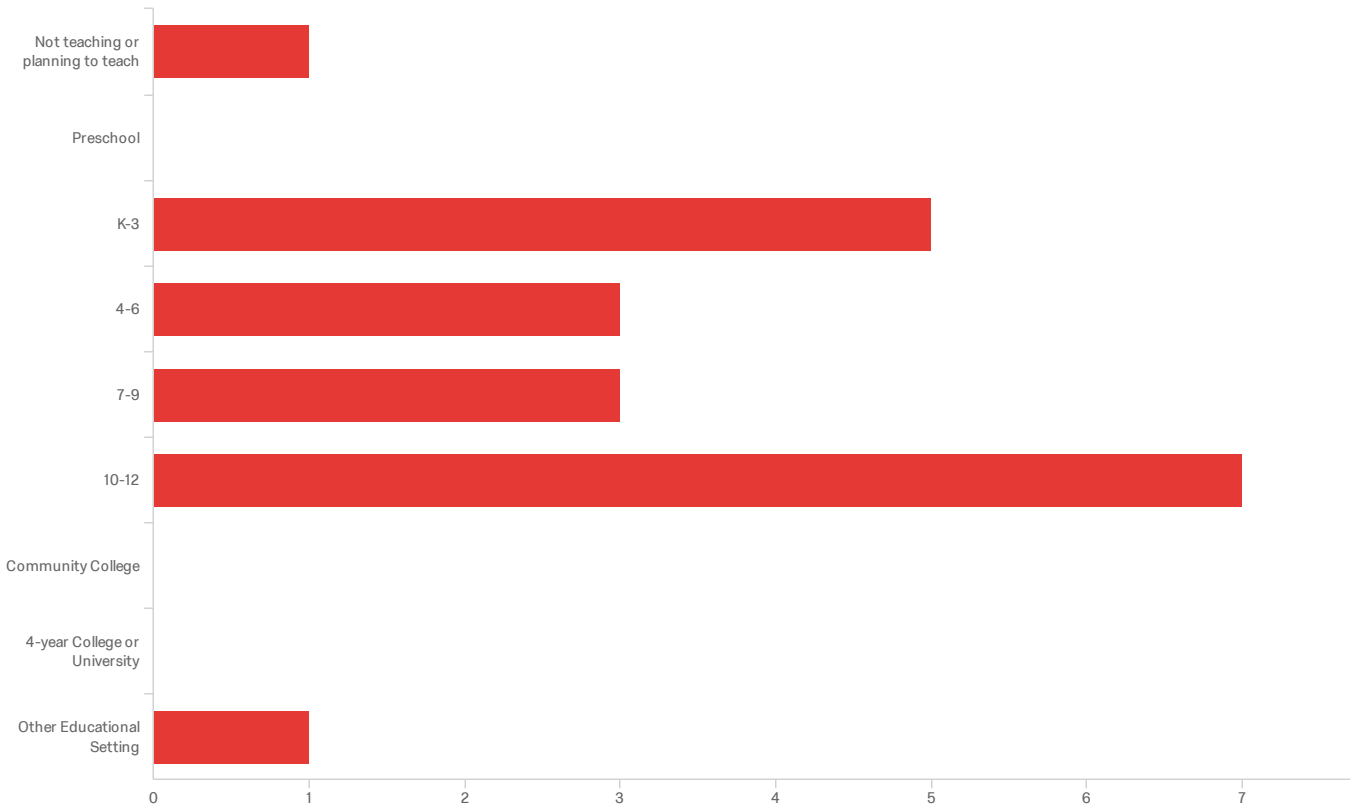
Other

Q11 - Please check all of the sources of support you have for learning to publish your webpages. (This question is partly to find out what support you currently have and partly to get you thinking about how to find support.)



#	Field	Choice Count
1	Peer at work – Teacher or colleague who is pretty knowledgeable	16.67% 7
2	Technology support staff - Ready access to support person at my school or office	16.67% 7
3	Built-in help – I frequently use the built-in help that comes with software when learning how to use it	23.81% 10
4	Web-based tutorials – I like to use tutorials on the Web when learning to use software	30.95% 13
5	Other students – My fellow students are helpful in learning to use software	9.52% 4
6	Other Support	2.38% 1

Q12 - What grade level or levels do you teach? Check all that apply. If you are not currently teaching but are planning to teach, check the grade level or levels you would like to teach.



#	Field	Choice Count
1	Not teaching or planning to teach	5.00% 1
2	Preschool	0.00% 0
3	K-3	25.00% 5
4	4-6	15.00% 3
5	7-9	15.00% 3
6	10-12	35.00% 7
7	Community College	0.00% 0
8	4-year College or University	0.00% 0
9	Other Educational Setting	5.00% 1

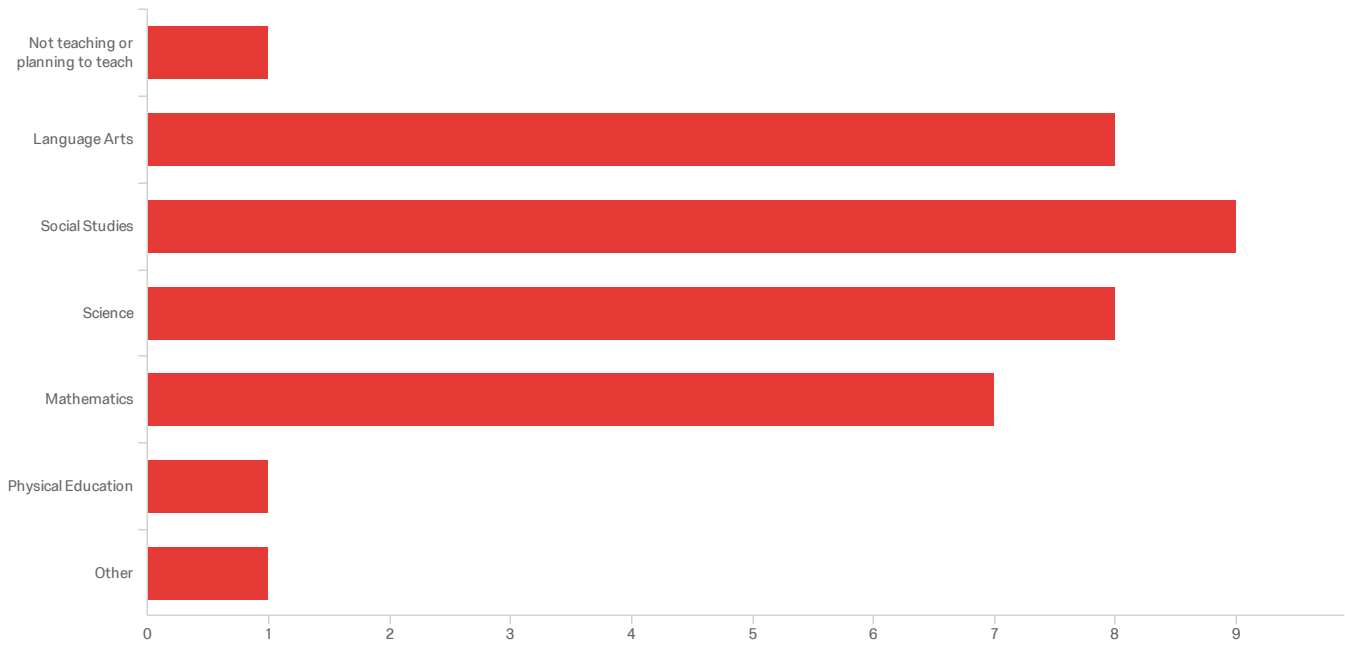
Field

Choice
Count

20

Showing rows 1 - 10 of 10

Q13 - What subject matters do you teach (or plan to teach)?



#	Field	Choice Count
1	Not teaching or planning to teach	2.86% 1
2	Language Arts	22.86% 8
3	Social Studies	25.71% 9
4	Science	22.86% 8
5	Mathematics	20.00% 7
6	Physical Education	2.86% 1
7	Other	2.86% 1

35

Showing rows 1 - 8 of 8

End of Report

