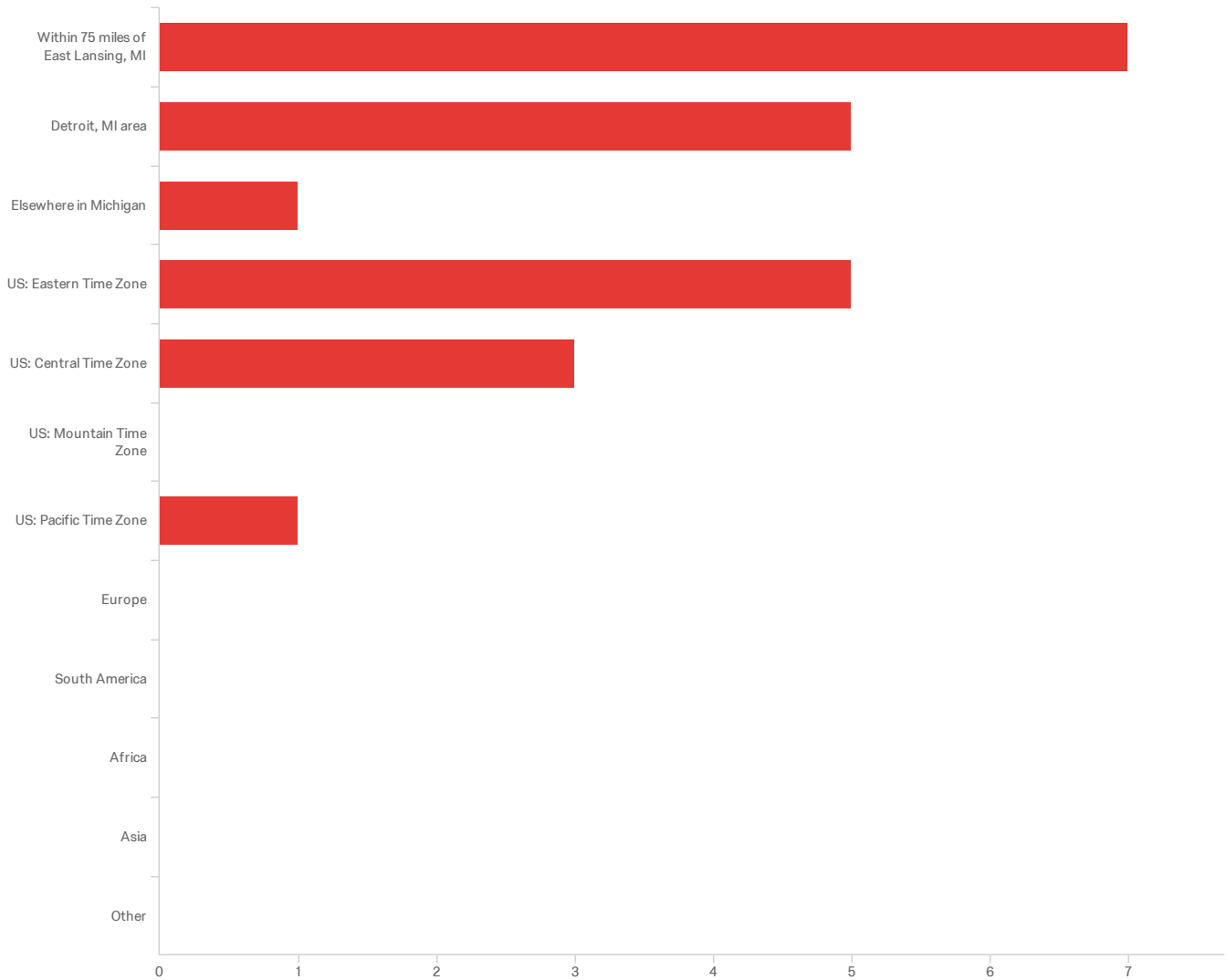


CAPSTONE SURVEY RESULTS

Spring 2020

January 6, 2020 10:23 AM EST

Q6 - Where do you live? (It's helpful to see how geographically diverse our students are.)



#	Field	Minimum	Maximum	Mean	Std Deviation	Variance	Count
1	Where do you live? (It's helpful to see how geographically diverse our students are.) - Selected Choice	1.00	7.00	2.82	1.72	2.97	22

#	Field	Choice Count
1	Within 75 miles of East Lansing, MI	31.82% 7

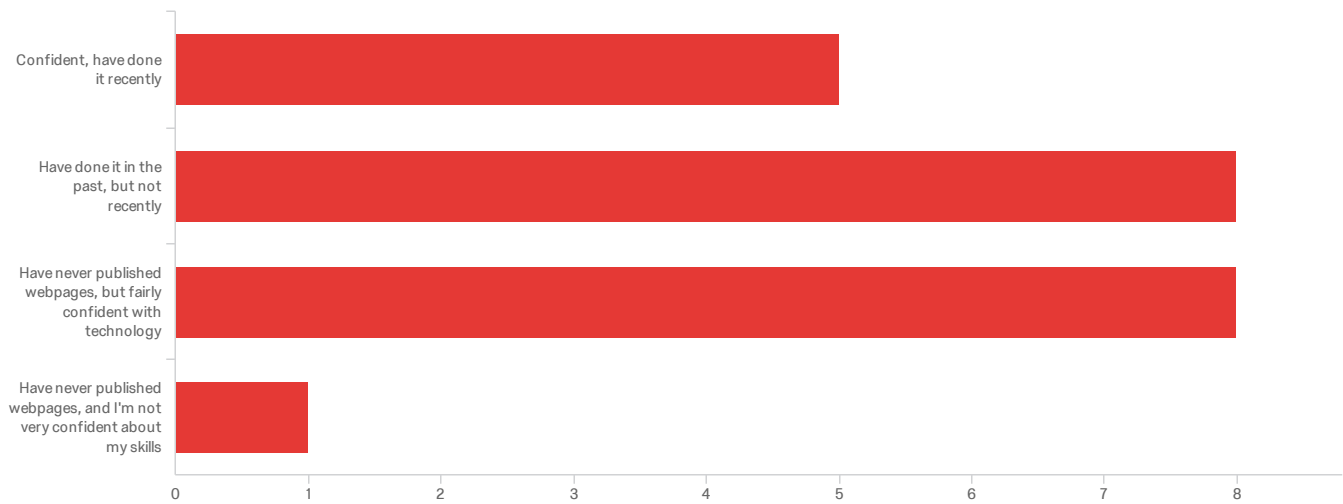
#	Field	Choice Count
2	Detroit, MI area	22.73% 5
3	Elsewhere in Michigan	4.55% 1
4	US: Eastern Time Zone	22.73% 5
5	US: Central Time Zone	13.64% 3
6	US: Mountain Time Zone	0.00% 0
7	US: Pacific Time Zone	4.55% 1
8	Europe	0.00% 0
9	South America	0.00% 0
10	Africa	0.00% 0
11	Asia	0.00% 0
12	Other	0.00% 0
		22

Showing rows 1 - 13 of 13

Q6_12_TEXT - Other

Other

Q7 - Describe your level of confidence in editing web pages



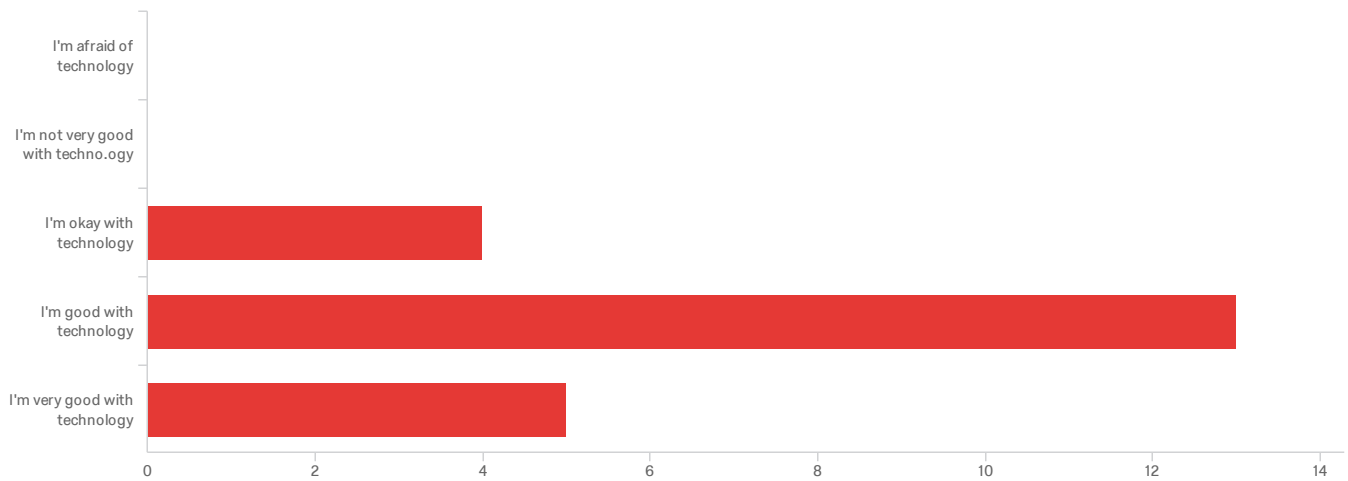
#	Field	Minimum	Maximum	Mean	Std Deviation	Variance	Count
1	Describe your level of confidence in editing web pages	1.00	4.00	2.23	0.85	0.72	22

#	Field	Choice Count
1	Confident, have done it recently	22.73% 5
2	Have done it in the past, but not recently	36.36% 8
3	Have never published webpages, but fairly confident with technology	36.36% 8
4	Have never published webpages, and I'm not very confident about my skills	4.55% 1

22

Showing rows 1 - 5 of 5

Q8 - To what extent do you consider yourself to be technology proficient?

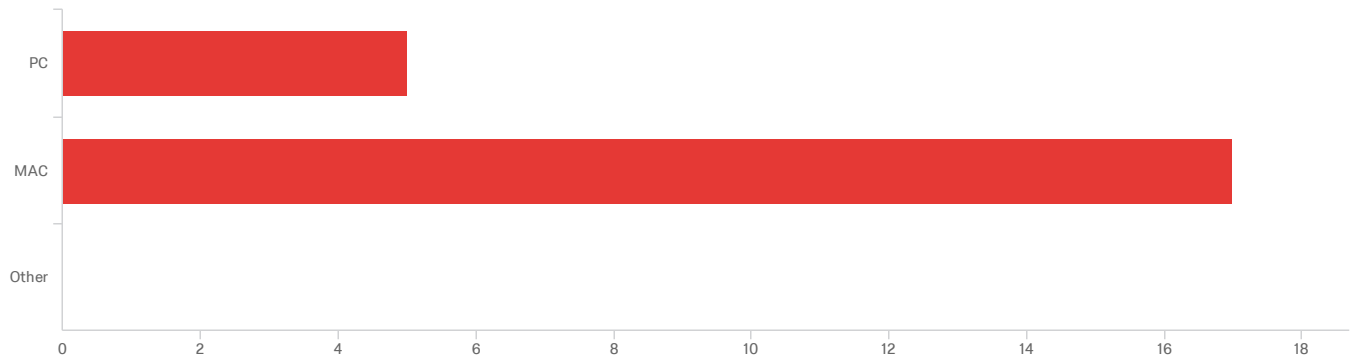


#	Field	Minimum	Maximum	Mean	Std Deviation	Variance	Count
1	To what extent do you consider yourself to be technology proficient?	3.00	5.00	4.05	0.64	0.41	22

#	Field	Choice Count
1	I'm afraid of technology	0.00% 0
2	I'm not very good with technology	0.00% 0
3	I'm okay with technology	18.18% 4
4	I'm good with technology	59.09% 13
5	I'm very good with technology	22.73% 5
		22

Showing rows 1 - 6 of 6

Q9 - What type of computer do you plan to use when making your webpages?

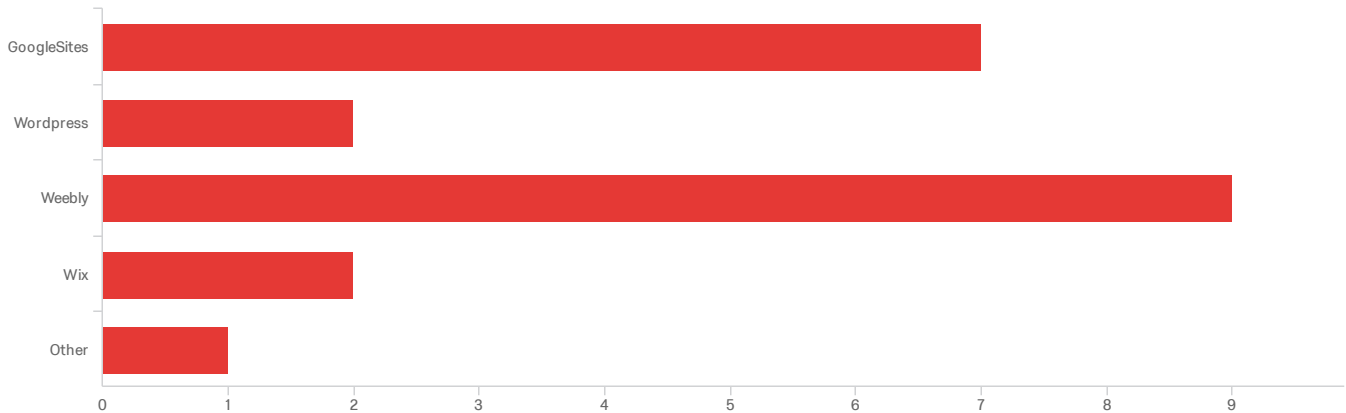


#	Field	Minimum	Maximum	Mean	Std Deviation	Variance	Count
1	What type of computer do you plan to use when making your webpages?	1.00	2.00	1.77	0.42	0.18	22

#	Field	Choice Count
1	PC	22.73% 5
2	MAC	77.27% 17
3	Other	0.00% 0
		22

Showing rows 1 - 4 of 4

Q10 - We will discuss various choices for the software tools you can use to publish your website. If you are already familiar with publishing on the Web and know what tool you plan to use, please indicate it below. (You can always change your mind.)



#	Field	Minimum	Maximum	Mean	Std Deviation	Variance	Count
1	We will discuss various choices for the software tools you can use to publish your website. If you are already familiar with publishing on the Web and know what tool you plan to use, please indicate it below. (You can always change your mind.) - Selected Choice	1.00	5.00	2.43	1.18	1.39	21

#	Field	Choice Count
1	GoogleSites	33.33% 7
2	Wordpress	9.52% 2
3	Weebly	42.86% 9
4	Wix	9.52% 2
5	Other	4.76% 1
		21

Showing rows 1 - 6 of 6

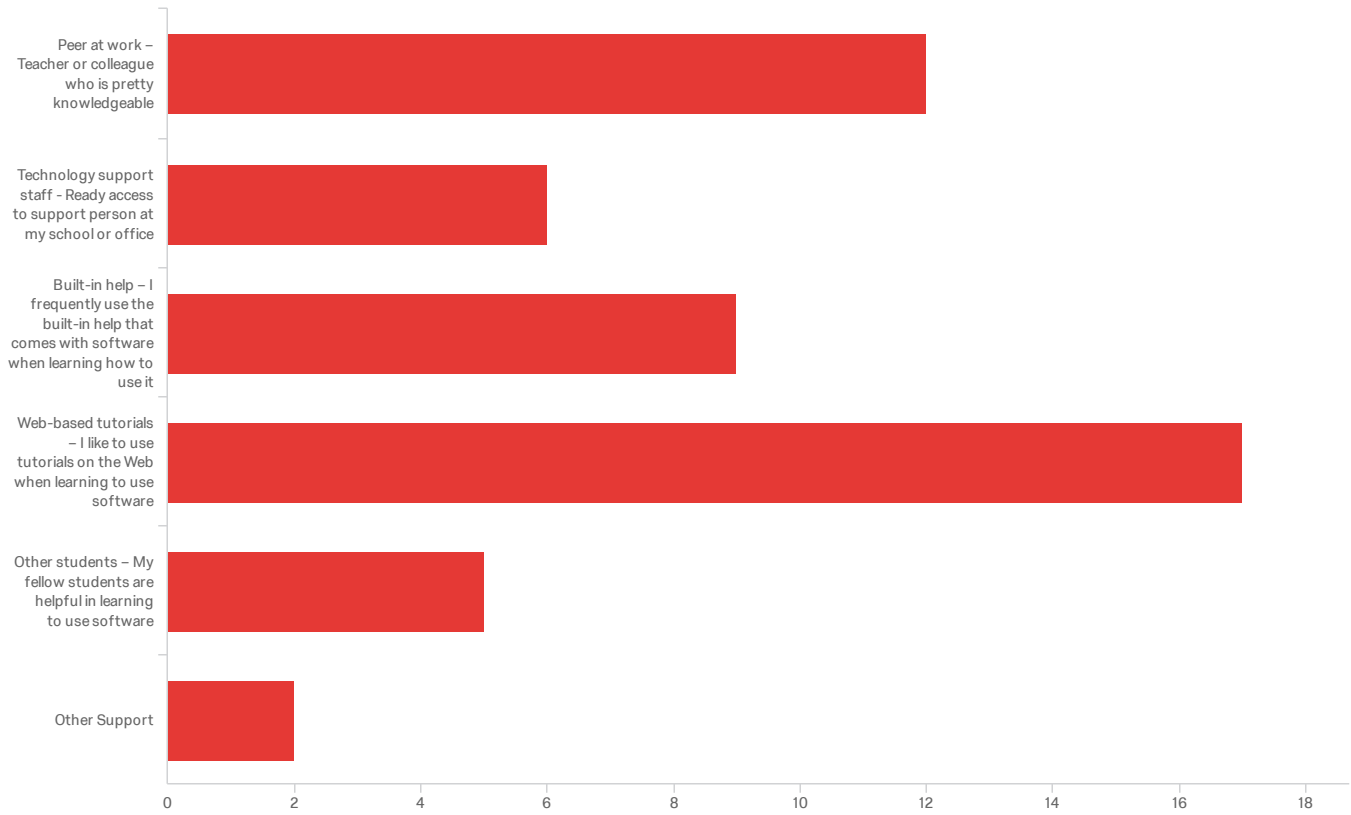
Q10_5_TEXT - Other

Other

Other

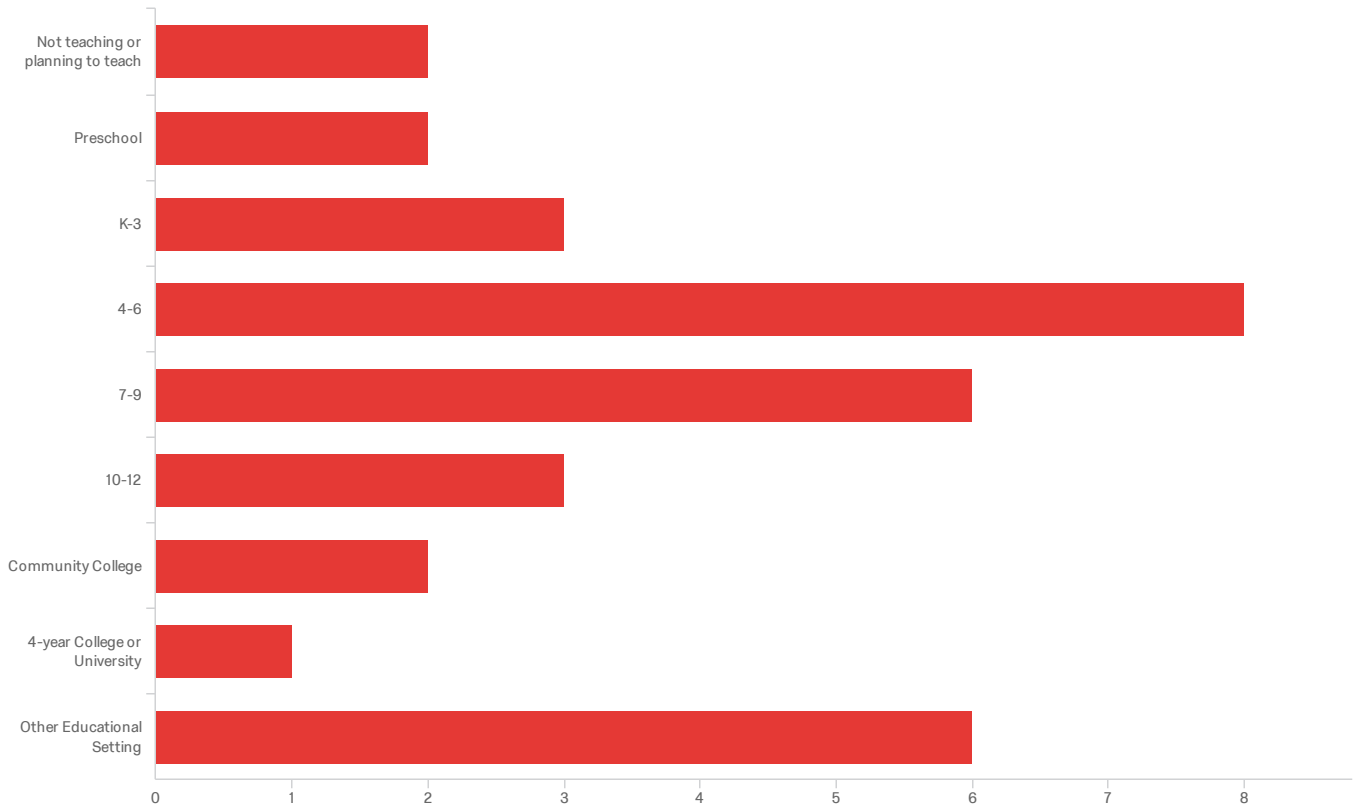
NA

Q11 - Please check all of the sources of support you have for learning to publish your webpages. (This question is partly to find out what support you currently have and partly to get you thinking about how to find support.)



#	Field	Choice Count
1	Peer at work – Teacher or colleague who is pretty knowledgeable	23.53% 12
2	Technology support staff - Ready access to support person at my school or office	11.76% 6
3	Built-in help – I frequently use the built-in help that comes with software when learning how to use it	17.65% 9
4	Web-based tutorials – I like to use tutorials on the Web when learning to use software	33.33% 17
5	Other students – My fellow students are helpful in learning to use software	9.80% 5
6	Other Support	3.92% 2

Q12 - What grade level or levels do you teach? Check all that apply. If you are not currently teaching but are planning to teach, check the grade level or levels you would like to teach.



#	Field	Choice Count
1	Not teaching or planning to teach	6.06% 2
2	Preschool	6.06% 2
3	K-3	9.09% 3
4	4-6	24.24% 8
5	7-9	18.18% 6
6	10-12	9.09% 3
7	Community College	6.06% 2
8	4-year College or University	3.03% 1
9	Other Educational Setting	18.18% 6

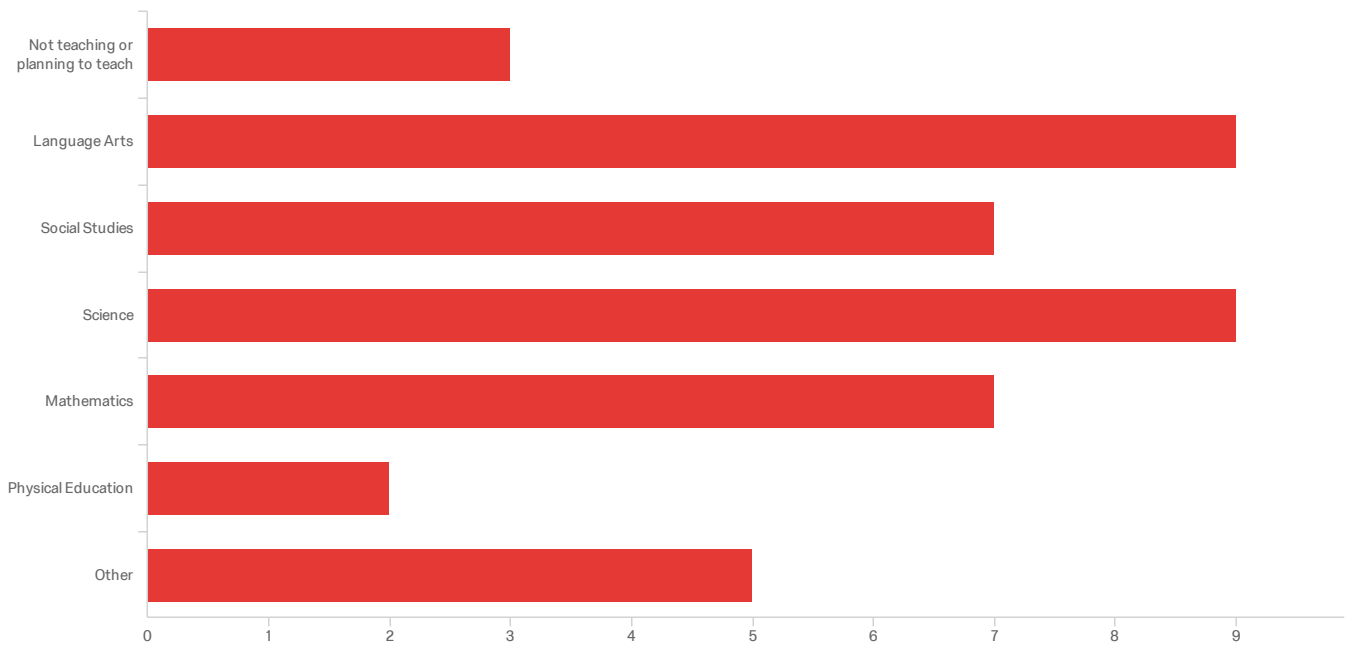
Field

Choice
Count

33

Showing rows 1 - 10 of 10

Q13 - What subject matters do you teach (or plan to teach)?



#	Field	Choice Count
1	Not teaching or planning to teach	7.14% 3
2	Language Arts	21.43% 9
3	Social Studies	16.67% 7
4	Science	21.43% 9
5	Mathematics	16.67% 7
6	Physical Education	4.76% 2
7	Other	11.90% 5

42

Showing rows 1 - 8 of 8

End of Report

